


BICONICAL ANTENNAS

# BICOLOG<sup>®</sup>

SERIES

Broadband transmission and reception from 20 MHz to 3 GHz – mobile and stationary use



## Highlights:

- One broadband antenna for the entire frequency range (20 MHz – 3 GHz)
- Ideal in combination with spectrum analyzers
- Lightweight and small in size

**AARONIA AG**  
WWW.AARONIA.DE

Gewerbegebiet Aaronia AG II, DE-54597 Strickscheid  
Tel.: +49(0)6556-9019-355 Fax: +49(0)6556-93034  
www.aaronia.com E-Mail: mail@aaronia.de



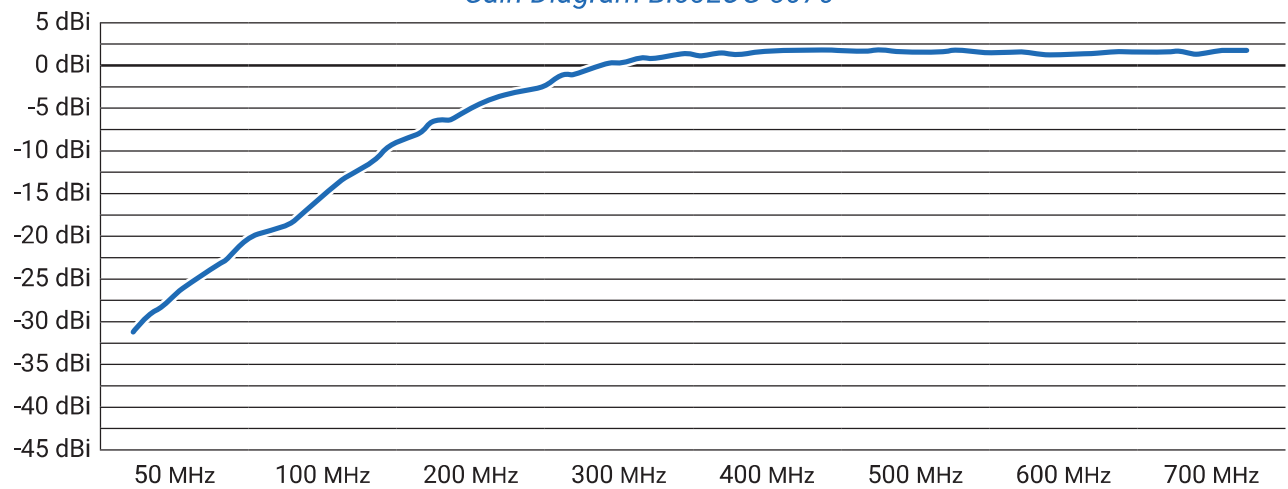
MADE IN GERMANY

# Specifications

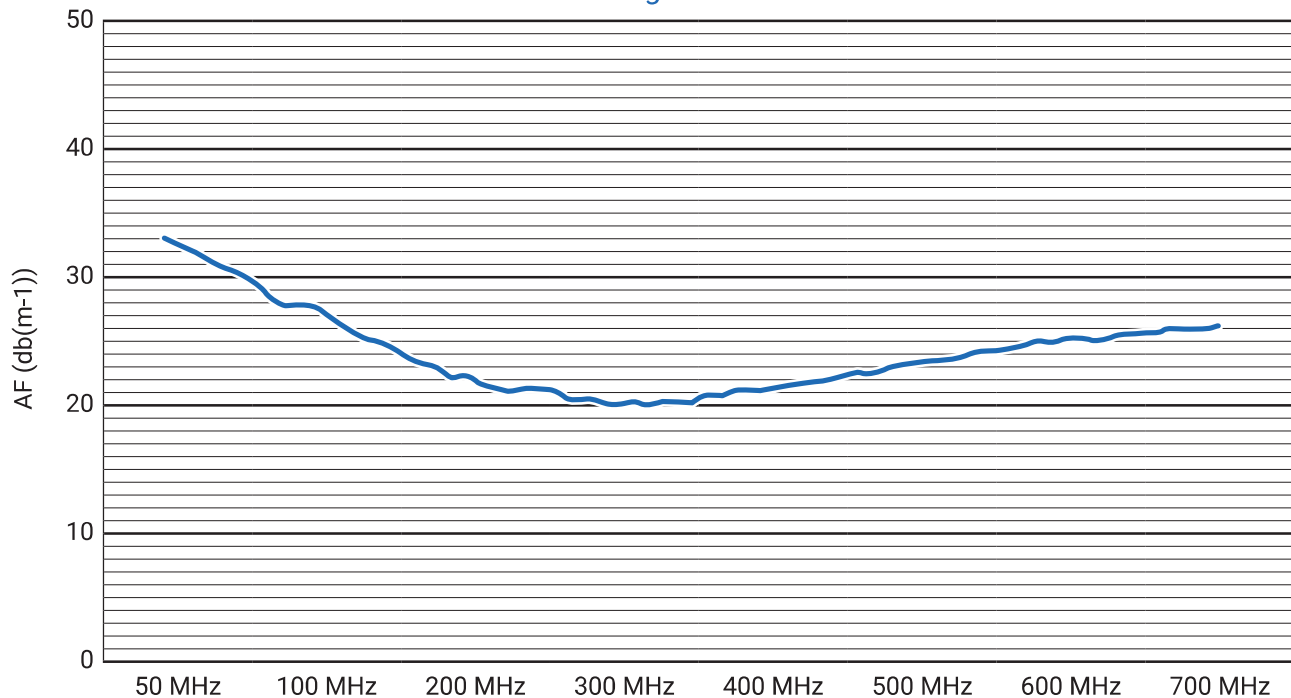
## BicoLOG® 5070

Dimensions [L x W x D]	350 x 160 x 140 mm	Nominal Impedance	50 Ohm
Weight	350 g	Calibration Points	70 (5 MHz and 10 MHz steps)
Design	Biconical	RF Connection	SMA (f) or N with adapter
Frequency Range	50 MHz – 700 MHz	Tripod Socket	1/4"
Gain	-29 dBi – 1 dBi	Antenna Factor	20 – 33 dB/m
Max. Transmission Power	5 W AM (100 MHz)		

Gain Diagram BicoLOG 5070



Antenna Factor Diagram BicoLOG 5070

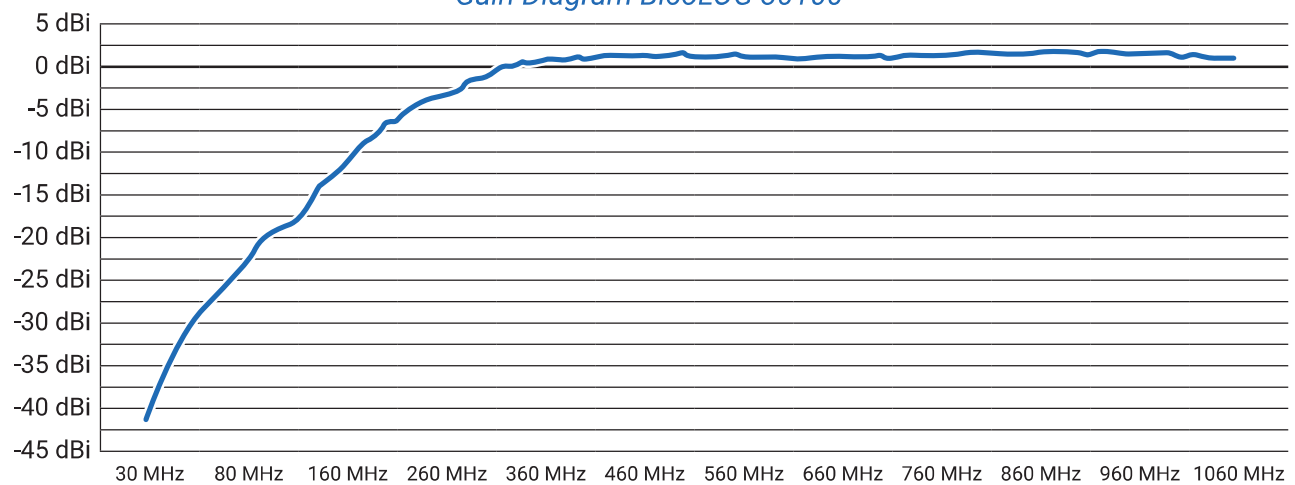


# Specifications

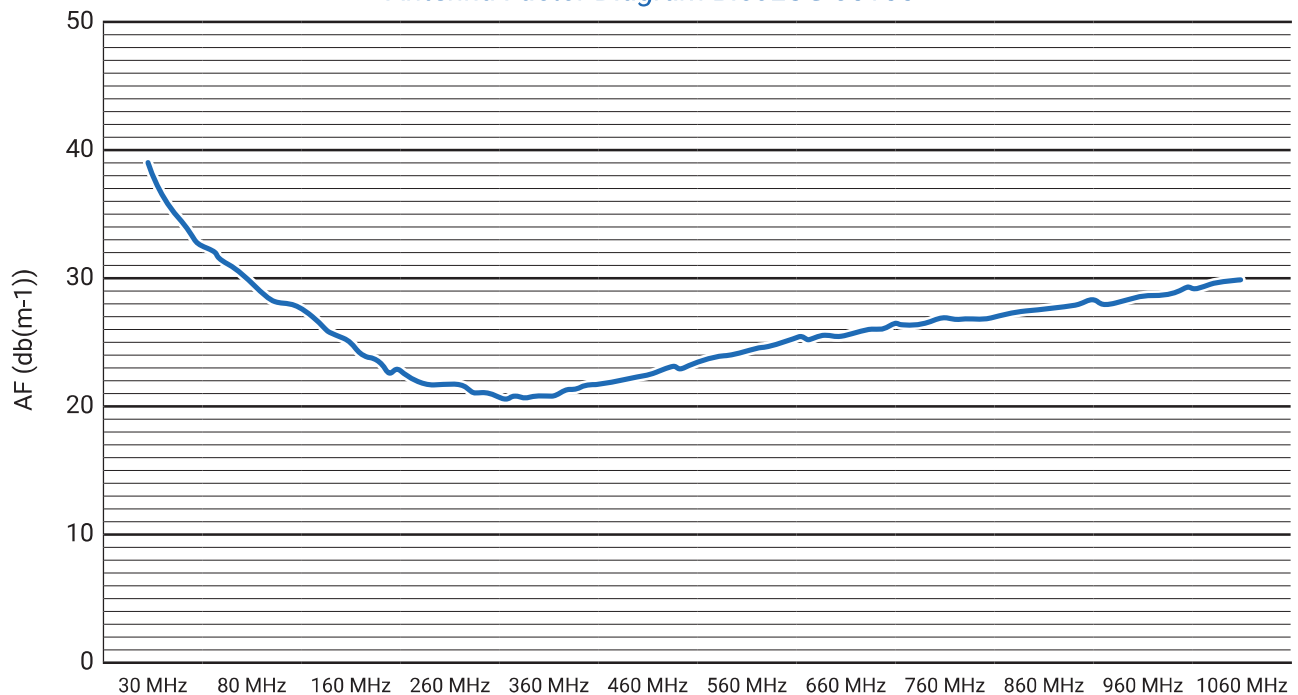
## BicoLOG® 30100

Dimensions [L x W x D]	350 x 160 x 140 mm	Nominal Impedance	50 Ohm
Weight	350 g	Calibration Points	104 (5 MHz and 10 MHz steps)
Design	Biconical	RF Connection	SMA (f) or N with adapter
Frequency Range	30 MHz – 1 GHz	Tripod Socket	1/4"
Gain	-39 dBi – 1 dBi	Antenna Factor	20 – 41 dB/m
Max. Transmission Power	5 W AM (100 MHz)		

Gain Diagram BicoLOG 30100



Antenna Factor Diagram BicoLOG 30100

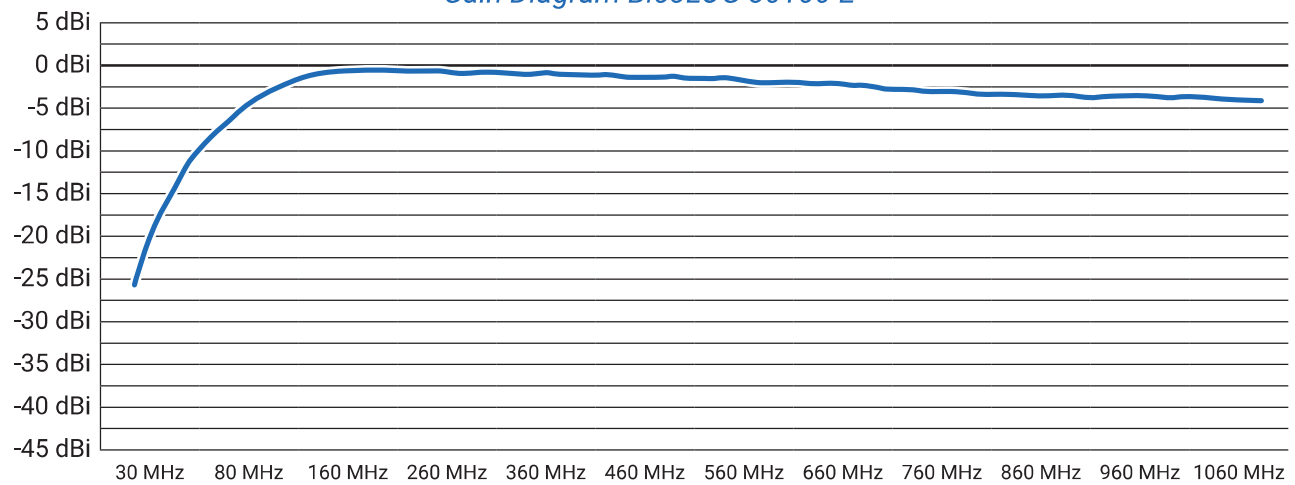


# Specifications

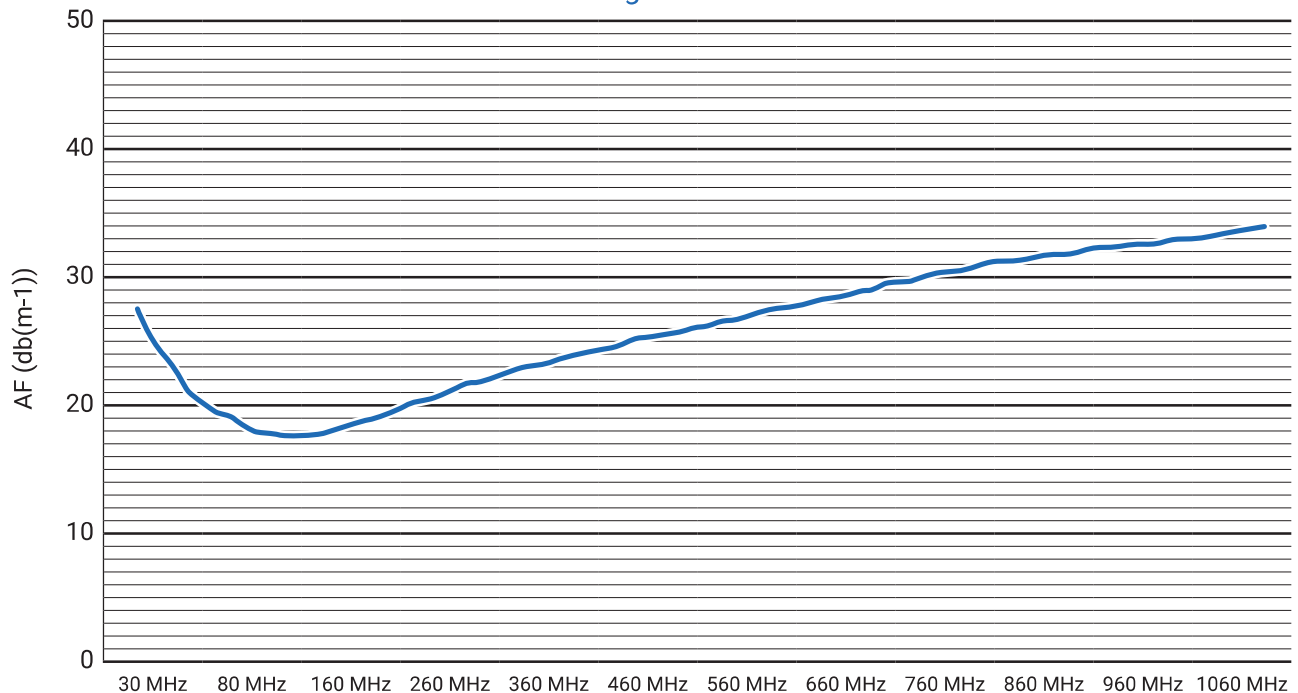
## BicoLOG® 30100 E

Dimensions [L x W x D]	540 x 225 x 225 mm	Nominal Impedance	50 Ohm
Weight	1150 g	Calibration Points	194 (5 MHz steps)
Design	Biconical	RF Connection	SMA (f) or N with adapter
Frequency Range	30 MHz – 1 GHz	Tripod Socket	1/4"
Gain	-31 dBi – 1 dBi	Antenna Factor	17 – 31 dB/m
Max. Transmission Power	5 W AM (100 MHz)		

Gain Diagram BicoLOG 30100 E



Antenna Factor Diagram BicoLOG 30100 E

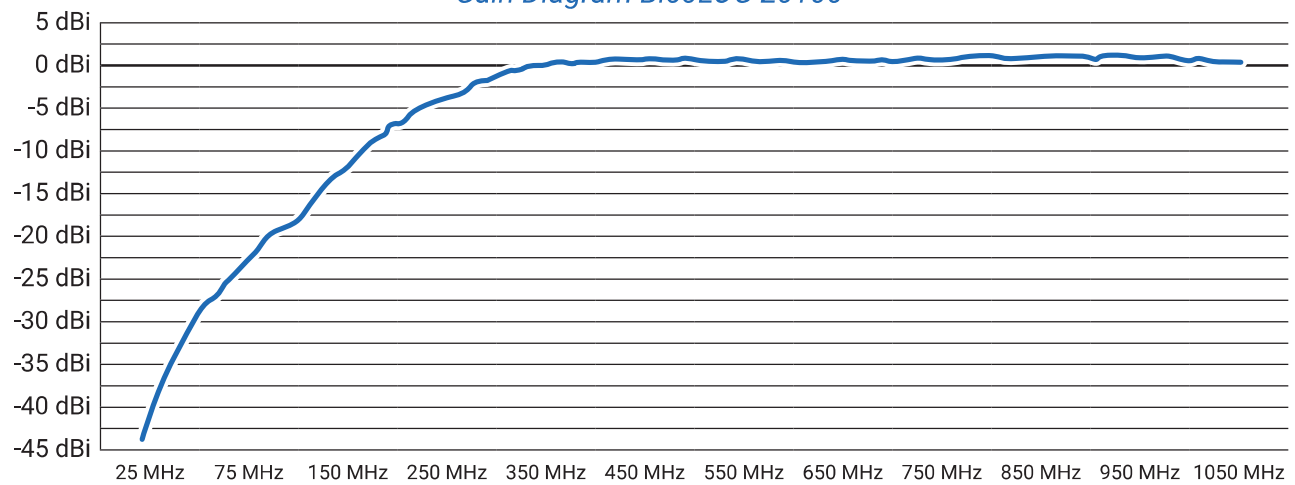


# Specifications

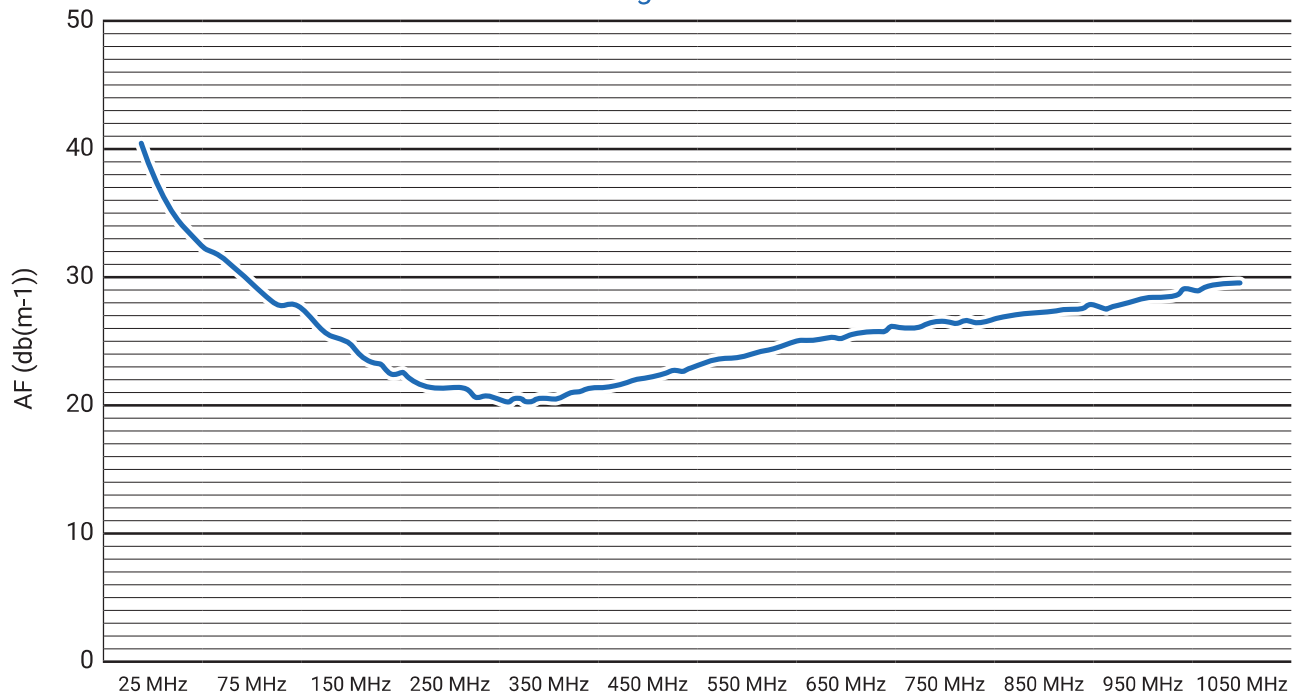
## BicoLOG® 20100

Dimensions [L x W x D]	350 x 160 x 140 mm	Nominal Impedance	50 Ohm
Weight	350 g	Calibration Points	106 (5 MHz and 10 MHz steps)
Design	Biconical	RF Connection	SMA (f) or N with adapter
Frequency Range	20 MHz – 1 GHz	Tripod Socket	1/4"
Gain	-45 dBi – 1 dBi	Antenna Factor	20 – 42 dB/m
Max. Transmission Power	5 W AM (100 MHz)		

Gain Diagram BicoLOG 20100



Antenna Factor Diagram BicoLOG 20100

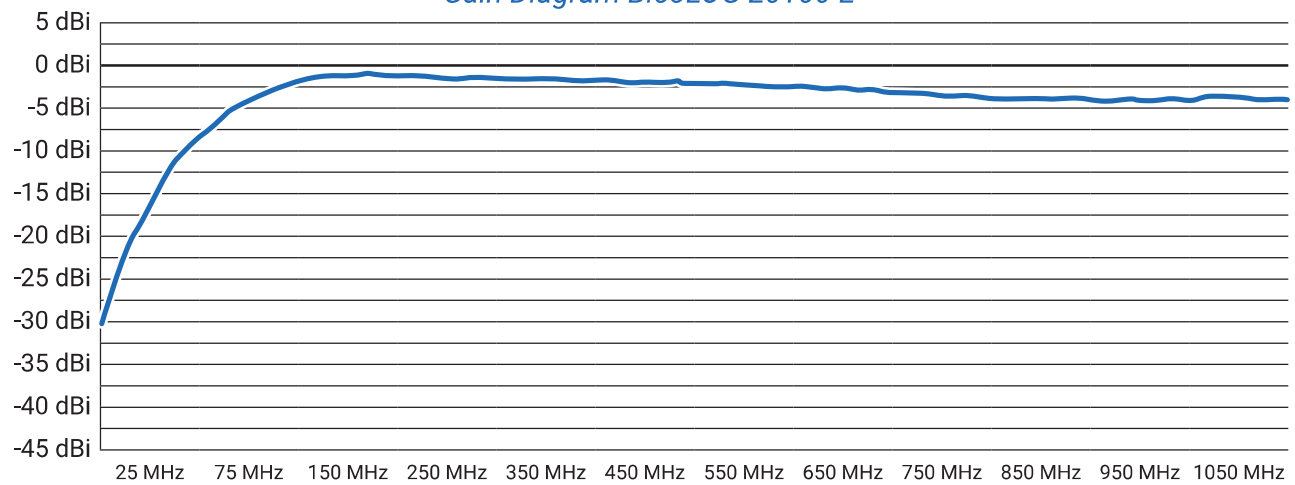


# Specifications

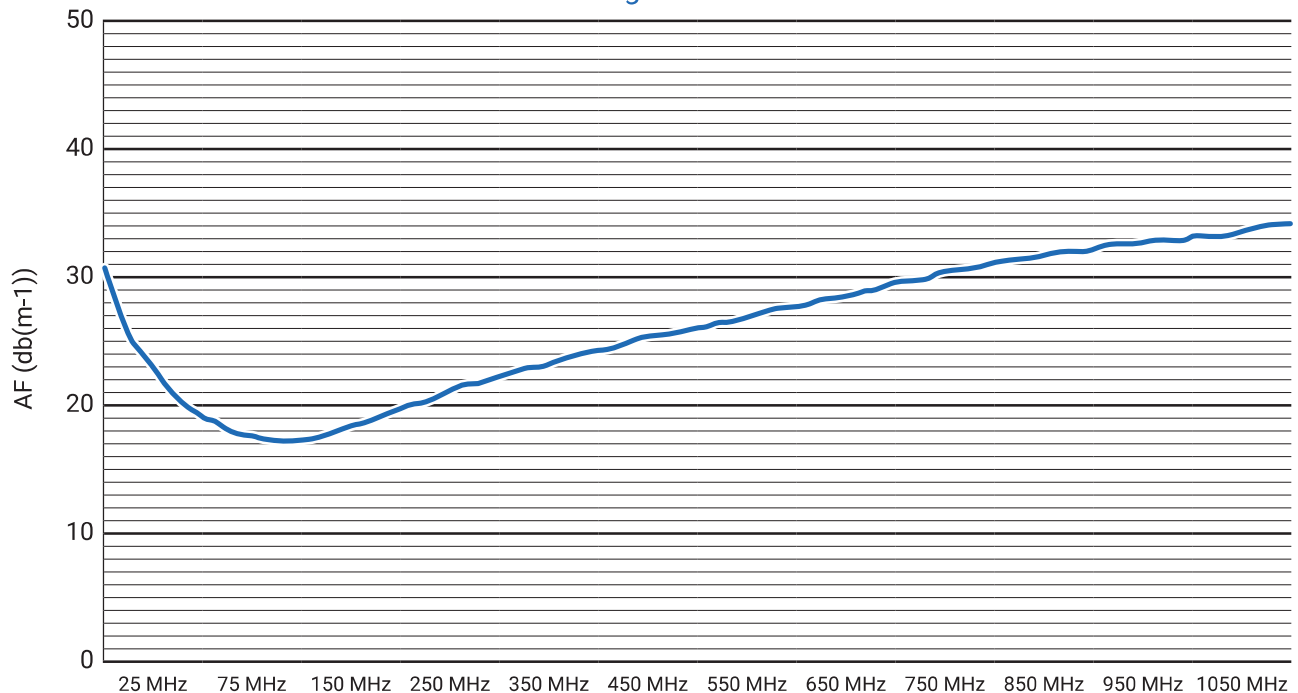
## BicoLOG® 20100 E

Dimensions [L x W x D]	540 x 225 x 225 mm	Nominal Impedance	50 Ohm
Weight	1150 g	Calibration Points	196 (5 MHz steps)
Design	Biconical	RF Connection	SMA (f) or N with adapter
Frequency Range	20 MHz – 1 GHz	Tripod Socket	1/4"
Gain	-38 dBi – 1 dBi	Antenna Factor	17 – 34 dB/m
Max. Transmission Power	5 W AM (100 MHz)		

Gain Diagram BicoLOG 20100 E



Antenna Factor Diagram BicoLOG 20100 E

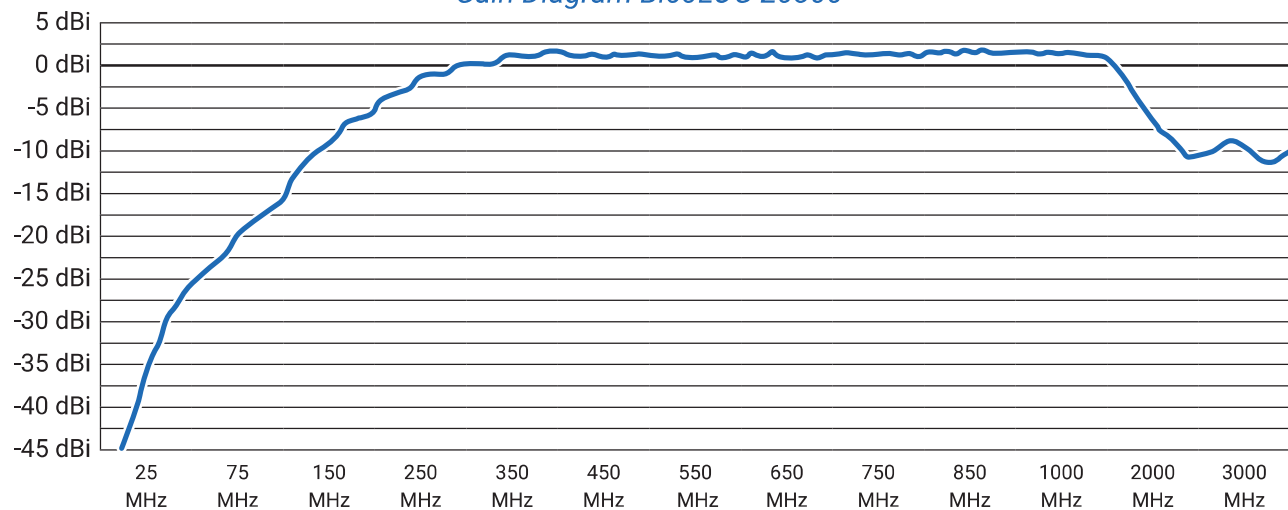


# Specifications

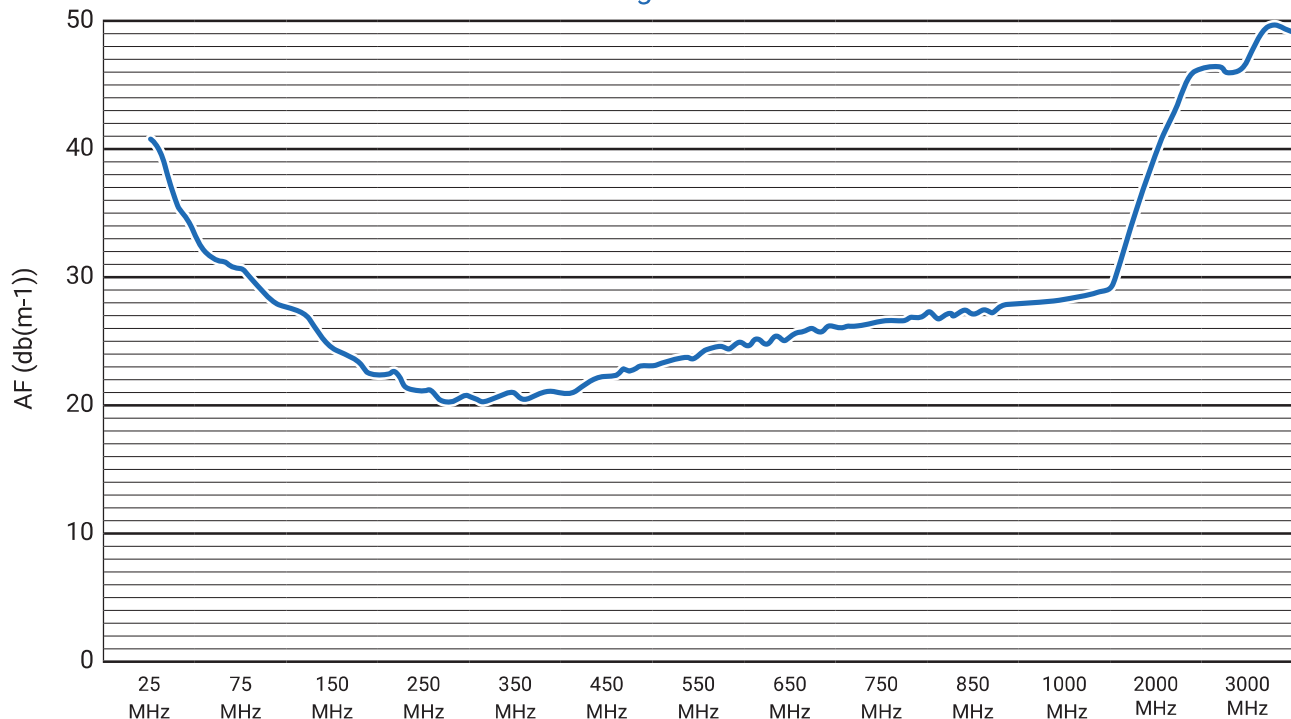
## BicoLOG® 20300

Dimensions [L x W x D]	350 x 160 x 140 mm	Nominal Impedance	50 Ohm
Weight	350 g	Calibration Points	296 (5 MHz and 10 MHz steps)
Design	Biconical	RF Connection	SMA (f) or N with adapter
Frequency Range	20 MHz – 3 GHz	Tripod Socket	1/4"
Gain	-45 dBi – 1 dBi	Antenna Factor	20 – 51 dB/m
Max. Transmission Power	5 W AM (100 MHz)		

Gain Diagram BicoLOG 20300



Antenna Factor Diagram BicoLOG 20300



# Recommended Accessories



## Multifunctional Pistol Grip

(strongly recommended)

Highly recommended for our BicoLOG® antennas. Quick and easy antenna polarization change, guarantees perfectly stable antenna handling.

**Order/Art.-No.: 503/012**

## 1 m / 5 m / 10 m SMA Cable

High-quality special SMA cable, connecting test equipment to any BicoLOG® antenna. Customers can choose between three different cables:

- 1 m standard SMA cable (RG316U)
  - 5 m low-loss SMA cable (especially low damping)
  - 10 m low-loss SMA cable (especially low damping)
- All versions: SMA plug (male) / SMA plug (male)

**Order/Art.-No.: 501/006 (1 m), 501/008 (5 m), 501/0010 (10 m)**



## SMA to N Adapter

This special high-quality adapter allows for operating all BicoLOG® antennas with any standard spectrum analyzer equipped with an N connector. This adapter can be used with very high frequencies. Measuring just 30 x 20 mm in size, its nominal impedance is 50 Ohm. Layout: SMA socket (female) / N plug (male).

**Order/Art.-No.: 502/009**

## Miniature Pistol-Grip Tripod

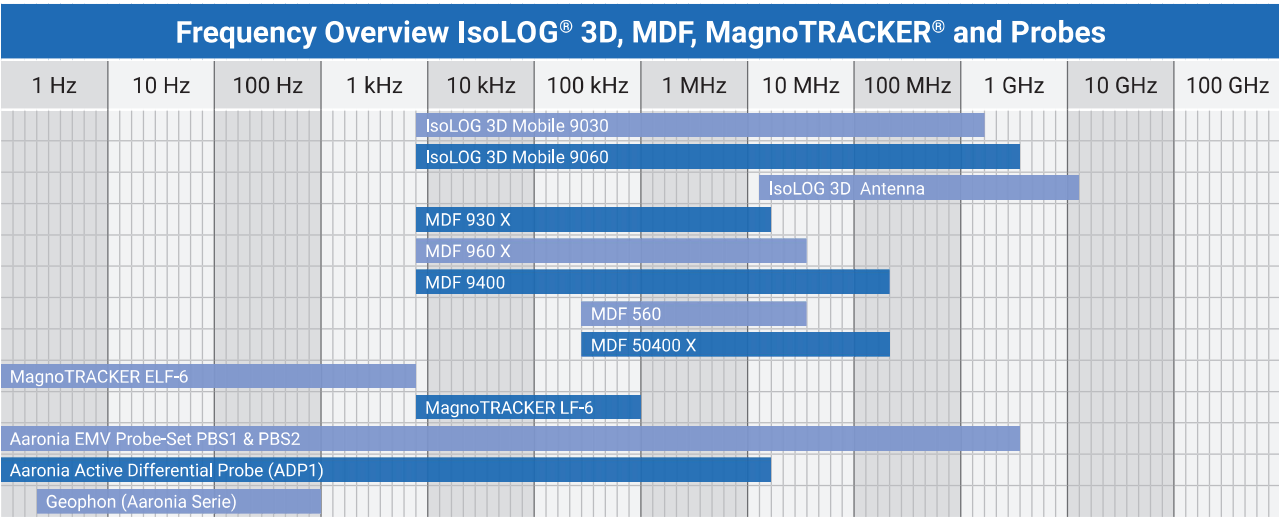
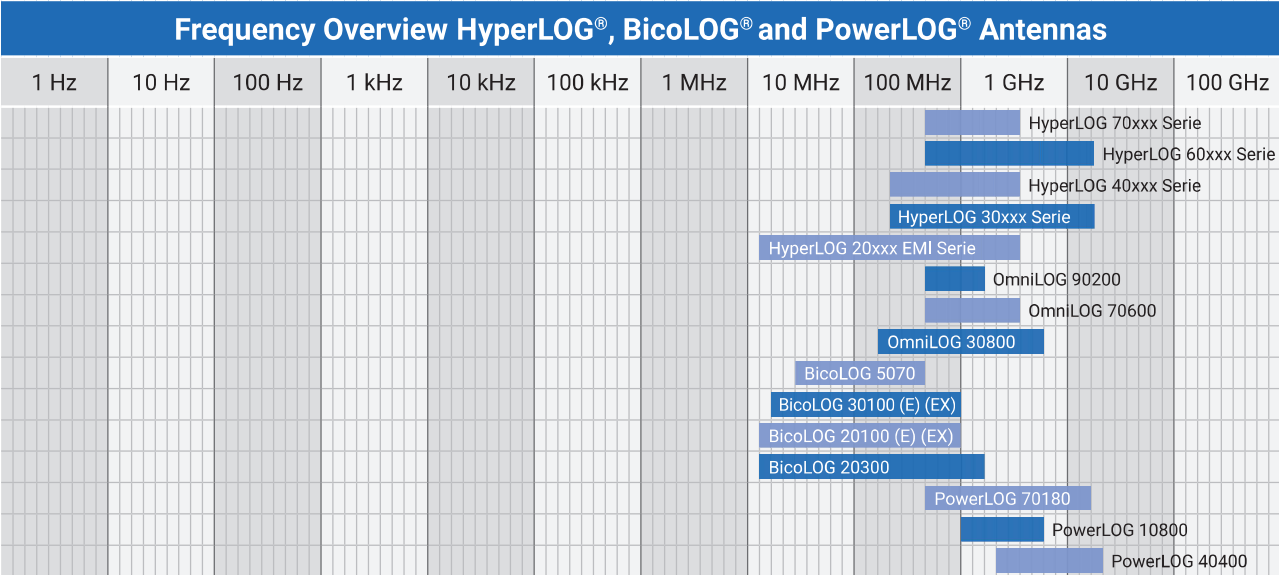
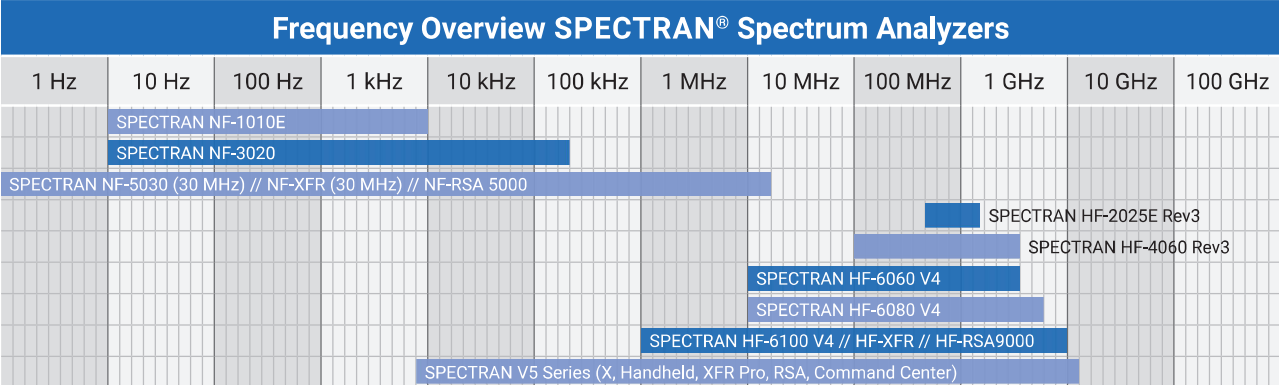
Detachable handle with super-practical miniature tripod mode. The handle can be attached to the back of the unit, and allows for optimal handling and a fixed stand. Strongly recommended for PC use.

**Order/Art.-No.: 503/010**





# Frequency Overviews



# REFERENCES



## Selected Aaronia Clients

### Government, Military, Aeronautic, Astronautic

- NATO, Belgium
- Department of Defense (DoD), USA
- Department of Defence, Australia
- Airbus, Germany
- Boeing, USA
- German Armed Forces, Germany
- NASA, USA
- Lockheed Martin, USA
- Lufthansa, Germany
- German Aerospace Center (DLR), Germany
- Eurocontrol, Belgium
- EADS, Germany
- Drug Enforcement Administration (DEA), USA
- Federal Bureau of Investigation (FBI), USA
- Federal Criminal Police Office (BKA), Germany
- Federal Police, Germany
- Ministry of Defence, Netherlands

### Research/Development, Science and Universities

- MIT - Physics Department, USA
- California State University, USA
- Indonesian Institute of Science (LIPI), Indonesia
- Los Alamos National Laboratory (LANL), USA
- University of Bahrain, Bahrain
- University of Florida, USA
- University of Victoria, Canada
- University of Newcastle, United Kingdom
- University of Durham, United Kingdom
- University Strasbourg, France
- University of Sydney, Australia
- University of Athen, Greece
- University of Munich, Germany
- Technical University of Hamburg, Germany
- Max-Planck Inst. for Radio Astronomy, Germany
- Max-Planck Inst. for Nuclear Physics, Germany
- Research Centre Karlsruhe, Germany

### Industry

- IBM, Switzerland
- Intel, Germany
- Shell Oil Company, USA
- ATI, USA
- Microsoft, USA
- Motorola, Brazil
- Audi, Germany
- BMW, Germany
- Daimler, Germany
- Volkswagen, Germany
- BASF, Germany
- Siemens AG, Germany
- Rohde & Schwarz, Germany
- Infineon, Austria
- Philips, Germany
- ThyssenKrupp, Germany
- EnBW (Energie Baden-Württemberg), Germany
- CNN, USA
- Duracell, USA
- German Telekom, Germany
- Bank of Canada, Canada
- NBC News, USA
- Sony, Germany
- Anritsu, Germany
- Hewlett-Packard, Germany
- Bosch, Germany
- Mercedes-Benz, Austria
- Osram, Germany
- DEKRA, Germany
- AMD, Germany
- Keysight, China
- Infineon Technologies, Germany
- Philips Semiconductors, Germany
- Hyundai Europe, Germany
- VIAVI, Korea
- Wilkinson Sword, Germany
- IBM Deutschland, Germany
- Nokia-Siemens Networks, Germany



Aaronia AG, Gewerbegebiet Aaronia AG, DE-54597 Strickscheid, Germany  
Phone: +49(0)6556-900310 | Fax: +49(0)6556-900319  
Email: mail@aaronia.de | URL: www.aaronia.com